

Al Majlis News

THE INSTITUTE FOR THE DESERT ARABIAN HORSE

A precious legacy of the past, the Desert Arabian is in danger of extinction by the end of the 21st century. At The Institute for the Desert Arabian Horse, we strive to protect and conserve the cultural legacy and genetic integrity of the Bedouin-bred Arabian horse through historical and scientific research, education, standard performance evaluations, international collaboration and conservation projects. All interested and dedicated individuals and preservation efforts, both formal and informal, are welcome into our tent.

Calendar of Events

May 27, 2006

- Mountain Spring Farm Tour & Arabian Horse Celebration, Amberson, PA

June 5-10, 2006

- Institute Booth at The Pyramid Society's 26th Annual Egyptian Event, Lexington, Kentucky

July 2006

- *Al Khaima* 3: 1 appears in *Arabian Horse World*

Fall 2006

- International gathering and tour of the cradle countries of the Desert Arabian horse

November 2006

- *Al Khaima* 3: 2 appears in *Arabian Horse World*



Table of Contents

2006 Calendar of Events	Page 1
2006 Institute Symposium on Preservation Summary	Page 2
Mountain Spring Farm Tour & Arabian Horse Celebration	Page 7
<i>Al Khaima</i>	Page 10
Institute Hosts Clinic Endurance Ride in Colorado	Page 11
Announcements	Page 12
Ok, You're on Your Horse, What Now? ...	Page 13
Board of Directors	Page 16
How to Contact the Institute.....	Page 16
Donor Levels.....	Page 16



OT Lily Langtry RSI (Dymoni RSI X OT Dymond Lil) 2006 filly bred by Outlaw Trail.
Crockett Dumas photo.

2006 Institute Symposium on Preservation Summary

by Bruce M. Johnson



Over one hundred Arabian breeders and enthusiasts participated in the Institute's Symposium on Preservation held February 17-19 in Cave Creek, Arizona. The symposium, entitled "Assessing Breeding Quality in the Desert Arabian Horse," featured five noted experts in the evaluation of Arabian horses. The event was held at Ashley Dorrance-Baiker's lovely Bellisima Ranch in Cave Creek, located about 20 minutes from the West-World showgrounds where the first weekend of the Scottsdale All-Arabian Show was underway. Mother Nature contributed some beautiful Arizona spring weather, allowing visitors and locals alike to go home sporting a sunburn or tan.



Saturday presenters, left to right: Elizabeth Salmon, Patti Felker-Breiner, Cynthia Richardson, and Adele Furby.

Of the 109 attendees at one or more of the activities held throughout the weekend, fully two-thirds traveled from places outside Arizona. Individuals brought Desert Arabian horses of different bloodlines from as far away as New Mexico to provide different phenotypes to help the presenters dem-

onstrate what owners should look for as they evaluate their horses for breeding and show.

Friday's festivities started with an afternoon open barn in New River as Elizabeth Dawsari and Frank and Linda Bochansky showed off the horses of their Babson breeding programs. On Friday evening, attendees were welcomed to a reception at the Full Circle Ranch in Cave Creek. Beautiful western architecture provided the backdrop and copious quantities of good food and drink allowed people to relax after their day of traveling, to greet old friends, and to meet new ones. Throughout the event, there were many instances where individuals who had communicated with each other by e-mail or phone for years finally met each other in person!

Saturday morning dawned bright and clear. After registering and picking up their Symposium binders, attendees found themselves sitting in a full size dressage arena with embankments around three sides, forming a picturesque backdrop for the presentations to come.

Cynthia Richardson started the presentations, speaking about evaluating the Arabian horse against the current AHA halter rules. Cynthia provided the group with background by explaining what demands and pressures are placed on individuals who judge halter horses. A demonstration using six horses provided the crowd with an appreciation of factors Cynthia and other

2006 Institute Symposium on Preservation Summary

by Bruce M. Johnson

continued

judges are required to consider as they evaluate each horse under the current Arabian Horse Association (AHA) and United States Equestrian Federation (USEF) rules. Cynthia then led the crowd through her thoughts as she talked about the conformation of each horse presented to her.



SRF Shezadamoniet takes a look around.

Elizabeth Salmon, a renowned international judge, followed Cynthia and introduced the crowd to the differences between the AHA and European process for showing and evaluating Arabian horses in halter/breeding classes.

Elizabeth also had the handlers present their horses in accordance with the Modified European rules. Some of the major differences include the entry in a clockwise direction rather than AHA's counter-clockwise path to allow the judge to get a better initial look at the horse. Liz also covered in detail how the Europeans use a numbered score system to record the judges' scores and communicate them to the crowd.

Following a bountiful lunch of superb-tasting pizza, the crowd returned to the arena for Patti Felker-Breiner, who provided an introduction to the AHA Sport Horse division. Patti covered the rules, the evaluation score sheets and process, and then asked the audience how they would score the various attributes that they were observing in the presentation horses. Her method allowed the audience to see how easy it is to show in this discipline and also how to understand the conformational attributes judges are looking for. The vast majority of

the people attending the Symposium had never shown their horses in Sport Horse division, one of the natural competitive environments for the Desert Arabian horse. It was pointed out that in 2005, more horses were shown in halter/in-hand classes at Sport Horse Nationals than were presented to judges at the US Nationals Show, despite the fact that the US Nationals had four times the number of entries.



Monica Respet visits with Amaya Bint Nahiza and Traci Fuller, up.

Adele Furby completed the Saturday presentations with an explanation of the Shagya Arabian evaluation systems for both Breeding Evaluation and Competition. Like the Modified European System and the Arabian Sport Horse rules of AHA, the Shagya evaluations provide detailed scores for each of the attributes being judged. The horse's wither height, cannon bone circumference, and girth circumference are measured. Then the horse is evaluated standing still, at a walk and trot around a triangle, and then at free longeing at the trot, canter, and gallop. An average score of over 7.0 is required for breeding approval. Stallions must have at least a 7.0 in the "Type" category. If a purebred Shagya mare receives a score of 5 or under in any category, it is recommended that she not be used for breeding. These scores are then announced to the audience.

2006 Institute Symposium on Preservation Summary

by Bruce M. Johnson

continued

Saturday night was a relaxing social affair with Symposium attendees taking over a restaurant and enjoying mounds of varied and delicious Mexican food. It was another opportunity for individuals to share the knowledge of the day's presentations and reflect on how their horses fit in the evaluation schemes reviewed that day.



Patti Felker-Breiner evaluates Robin Lee's filly, Aleah Nadira.

On Sunday morning, the crowd moved into the covered arena at Bellissima Ranch. Dr. John Shelle, PhD, of Michigan State University presented his Estimated Breeding Value process of evaluating Arabian horses. This method evaluates many characteristics of a mare or stallion and assigns numerical scores, similar to the Shagya, Sport Horse, and Modified European methods. However, the scores range above and below an intermediate value instead of ranging from 0 (worst) to 10 (perfect). This range of scores allows John to measure the impact of a horse's propensity to alter the characteristics of its mate. John held the crowd in the palm of his hands throughout his talk, extended by acclimation of the audience. Although no horses were used in the presentation, John's slideshow, delivery, and his findings using this evaluation methodology kept everyone leaning forward and clamoring for more.

Chair Kent Mayfield closed the official Symposium with an accounting of the Institute's accomplishments over the past two years and thanked all of the presenters and those that brought horses to be evaluated. Each speaker was presented with a unique handmade ceramic tile depicting Arabian horses, designed and crafted by Institute Board member Susan Mayo. Each horse owner was given a colorful, antique hand-knotted Bedouin salt bag.



Adele Furby evaluates Frank and Julia Maruyama's mare, Malika of the Nile.

On behalf of The Institute for the Desert Arabian Horse, Jon Michael presented a beautiful Special Recognition Award to Jutta Green ...volunteer extraordinaire ... for her continuous dedication and support of the Institute in furthering the preservation of the Desert Arabian Horse.

The Institute for the Desert Arabian Horse would like to thank the following owners and handlers of six Desert Arabian horses that were presented without names or bloodlines to keep the attendees focused on the physical strengths and weaknesses presented to the evaluators.

Traci Fuller of Chaparral, New Mexico, brought Amaya Bint Nahiza, an eleven-year-old gray Straight Egyptian Heirloom/El Deree mare.

Robin Lee, also from New Mexico, handled the three-year-old gray Pyramid Straight Egyptian Filly Aleah Nadira that she had recently purchased from Merrilyn Collins.

2006 Institute Symposium on Preservation Summary

by Bruce M. Johnson

continued

Julie Maruyama of Nuevo, California, provided her lovely eight-year-old black mare, Malika of the Nile (Babson/Halima/Tuhotmos breeding, Sheykh Obeyd and Heirloom). She was presented by Randy and Tammy Sandidge of Buckeye, Arizona, and proved to be a crowd favorite.

Kimberli Nelson, also of Buckeye, brought the elegant nine-year-old gray Hadban Enzahi Sheykh Obeyd and Heirloom mare SRF Shezadamoniet.

Beate Wallawach of Southern Arizona's Sierra Vista brought her eighteen-year-old gray BLUE STAR stallion Ibn Muhandis, a horse with loads of charisma.

Bruce Johnson of Buckeye, brought the Babson stallion Abbas Ibn Lothar (also Sheykh Obeyd and Heirloom), who was quite excited about his first trip off the farm!

On Saturday, this group of six horses was pre-



Malika of the Nile, presented by Tammy Sandidge.

sented together in groups or one at a time to allow the crowd to focus on the conformational strengths and weaknesses. On Sunday, after Dr. Shelle's presentation, the group broke up and enjoyed an

hour's drive to the south west to enjoy an open barn and lunch at Kimberli Nelson's Zee Ranch in Buckeye. Kimberli presented or introduced to the crowd over 40 Sheykh Obeyd horses of various blood groups including the very rare Hadban Enzahi group.



The crowd enjoys the Arizona sun.

Following those presentations, most people drove north a few miles to an open barn at Diana and Bruce Johnson's Bint al Bahr Babson Arabians. The crowd enjoyed seeing the Babson Arabians the farm is known for. Many of the farm visitors stayed for dinner, horse conversation, and lots of video mania as the videocassette player was used to help illustrate points and provide people with the ability to see Desert Arabian horses from around the country.

The Symposium presenters attended the offsite functions and open barns as well, allowing Symposium attendees to continue to ask questions and obtain opinions of the horses being presented at the open barns.

Institute Vice-Chair Anita Enander chained herself to a video camera and tripod for the weekend in the hopes of gathering all of the information on tape to be edited and moved to DVD format for documentation. The Institute's Board is reviewing the best methods to develop and offer the DVDs to Institute members and other interested parties.

2006 Institute Symposium on Preservation Summary

by Bruce M. Johnson

continued

For days following the event, the Symposium was the talk of the Scottsdale All-Arabian show.

Even before the 2006 Symposium had commenced, the Institute's Board had already initiated planning for the 2007 Symposium. The dates, loca-

tion, and topic options are all being discussed. Information will be published as soon as it is available.



Bruce Johnson asks Abbas ibn Lothar to trot on.



Liz Salmon examines Ibn Muhandis, presented by his owner, Beate Wallawach.

Tax Deductible Donations

Make your tax deductible donation to the Institute today!

If you have not already done so, please remember The Institute for the Desert Arabian Horse is an IRS approved 501(c)(3) charity organization and all donations and contributions are fully deductible to the extent provided for under the law. Suggested donation levels can be seen on our Web site at www.desertarabian.org although we would be most grateful for whatever donation you might be able to afford. You can use the easy PayPal feature on our Web site or mail your check directly to our Business Office:

The Institute for the Desert Arabian Horse
2410 Sam Browning Road
Lebanon, KY 40033

Great works require great support, so we are in great need of your most generous support in order to carry out our important work.



SPRING EVENT AT MOUNTAIN SPRING FARM

Day: SATURDAY

Date : MAY 27, 2006 Rain or Shine

Place: Mountain Spring Farm, Amberson, PA

Reservations due by April 15, 2006

Contact: (717) 349-7252 or msfarab@yahoo.com

Cost : \$30.00 per person early bird (by April 15)

\$35.00 per person after April 15 until seats are sold out

Registration fee includes a Dutch Lunch: Pig Roast & Dutch side dishes

Tentative schedule:

- ~ "You Are Training a Horse for the 'First Ride,'" demonstration by Jennifer Blosser
- ~ "The Finer Points of Sport Horse Class Preparation and Handling Skills," by Megan Detweiler
- ~ "Centennial Celebration of the Desert Arabian Horse in America 1906-2006: Davenport's Arabians"
- ~ "2006 Goals and Projects: An Introduction to The Institute for the Desert Arabian Horse," by Debra Schrishuhn
- ~ Arabian Horse Preservation Program round table discussions with select panelists
- ~ Presentations on Combined Source, Davenport, Rare Strains/Elements, Sheykh Obeyd, Heirloom, and Heirloom/EI Deree preservation efforts.
- ~ Freeze brand identification demonstration with our farm brand
- ~ Al Khamsa, Inc. organization meeting for a hopeful EAST COAST AFFILIATE group

Mountain Spring Farm's Spring Event is a great opportunity to get together, learn something, and talk horses. We'll have pictures and a follow-up report in the July issue of "Al Majlis News!"



AL KHAIMA

"The Tent"



Appearing in the November 2005 issue of *Arabian Horse World*.

Subscribe to Al Khaima

If you don't have a subscription to *Arabian Horse World*, call 1-800-955-9423 or go to the AHW Web site at www.ahwmagazine.com. AHW has supported the Institute since its inception, and we appreciate their continuing interest in the Desert Arabian Horse.

Overrun copies of the first three issues of *Al Khaima* (November 2004, July 2005, and November 2005) are available from the Institute's Business Office (contact@desertarabian.org) at \$8 U.S. each, shipping included.

Reserve advertising now for JULY 2006

Your advertising supports the publication of *Al Khaima* and the Institute's commitment to education. Advertising in *Al Khaima*, embedded in *Arabian Horse World* magazine, continues to be sold out early for each issue. DON'T MISS THE OPPORTUNITY TO HAVE YOUR FARM FEATURED IN THE JULY 2006 PRESERVATION ISSUE. Plan ahead.

Contact Jon Michael (contact@desertarabian.org) to book your space now. Reserve your space ASAP to guarantee pricing (full-page ad - \$595; half-page - \$ 350, including professional design and layout). Take advantage of these huge discounts to the regular AHW prices that reflect the World's continuing support of the Institute and its educational mission.

Membership—Available Now

The most-asked question in the booth at the Egyptian Event was

"How can I join the Institute?"

The simple answer is visit <http://www.desertarabian.org/AlMajlis/membership.pdf>, then print the form and mail it to the Institute office. Memberships extend through December 31, 2006.

Institute Hosts Clinic Endurance Ride in Colorado

by Bruce M. Johnson

The Institute for the Desert Arabian Horse hosted a Clinic on Endurance Riding in Aurora, Colorado, on September 29-30, 2005. This clinic, developed in conjunction with the annual **Kenlyn Flat/Urban Challenge 15/25/50 Mile Endurance Ride** held Saturday October 1, was designed to serve as an introduction for those people wishing to explore this growing and challenging sport.

Judging from the attendance, the Institute's goal was met as more than 80 percent of the people who attended the clinic had never participated in an endurance ride at any level. Some attendees hauled their horses in from as far away as Northern California to attend.

Clinicians Holly Ulyate and Cynthia Richardson spent the first day reviewing the basics of the sport – the rules, the types of rides, the governing body of the American Endurance Riding Conference, understanding the “hardware” and “software” of the sport, basic trail etiquette, training and conditioning the horse and rider, pulse and respiration, and proper nutrition for the endurance horse both before and during the ride.



Clinician Cynthia Richardson (at right in pink) gives final instructions to a young rider as the mentored ride is ready to start. In the foreground, a rider is checking respiration rates prior to the start of the ride.



And they're off! – Some of the horses and riders head away at the start of the mentored ride in a relaxed and cheerful manner.

Some of the reasons endurance riding is so attractive to Arabian horse owners included these factors:

- Affordability
- Use the horse for what it's designed for
- See the country
- Learn about your horse and yourself
- A good healthy physical activity
- Set your own goals within the sport
- Trail conservation – use it or lose it
- Make new friends – a great family sport

On the second day, people and their horses mustered outside Linda Fisher's ranch and saddled up to enjoy a 5-mile mentored trail ride. This was a practical exam using portions of the same course over which many riders would participate the following day as they competed in the AERC sanctioned 25- and 50-mile rides or the pleasurable 15-mile fun ride. Linda Fisher showed the group how to navigate their portion of the course using ribbons that had been installed on the course the previous weekend. The weather was great and the riders had an enjoyable time walking, trotting, or cantering together. Although the trail led through much of the town of Aurora, because it was set alongside a small creek in a wide brush and tree-

Institute Hosts Clinic Endurance Ride in Colorado

by Bruce M. Johnson

continued



Riders moving along the trail have to stay focused on their horses, the trail in front of them, those horses around them and at the same time,

filled arroyo, the riders never really felt they were riding in an urban environment. The course also allowed each rider to participate in pulse and respiration checks that are used during endurance competition to ensure the horse is fully capable of traveling the next segment of the race (fit to continue, in endurance lingo).

Saturday provided another day of excellent weather for the 25- and 50-mile races and the 15-mile fun ride that served as a “final” examination for those attending the clinic. Over 70 horse and rider teams arrived or stayed over from the clinic and the riders set off at staggered start times to vary their arrival at the pulse and respiration points, reducing the potential for overcrowding.

Late that afternoon, all participants and volunteers were treated to a relaxing dinner, and awards were given in the various categories as well as a T-shirt for each rider who finished the race or the fun ride. The Institute for the Desert Arabian Horse contributed special trophies for the top two horse/rider teams in the 25- and 50-mile races. These trophies went unclaimed in 2005 as no Desert Arabian horses ended up competing in those races.



Linda Fisher (in red) trails a group moving through the wide expanse of the dry river bottom. There was just enough water moving through the creek bed to give all participants the chance to cross it several times.

CROCKETT DUMAS ENTERS AERC HALL OF FAME

With 28,610 AERC endurance miles under his belt as of March 2006, Crockett Dumas was honored as the 2005 inductee to the American Endurance Ride Conference Hall of Fame. His far-reaching accomplishments include being Past President/Vice-President/Board Member of the AERC, founder and operator of Outlaw Trail Ranch, retired Forest Ranger, farrier with 38 years of experience, and he breeds, trains, and competes on his own stock, consisting primarily of Desert Arabian bloodlines. Dumas has completed over 97 percent of the rides he started, including 68 of 72 100-mile rides. With his string of horses, he has won 332 Top Tens, 67 first place showings, 117 Best Condition awards, and numerous National Champion and Reserve Champion awards.

The Outlaw Trail breeding program is based on line-bred Egyptian stock from the Richard Pritzlaff program and horses outcrossed with this potent Desert blood to produce hybrid vigor, resulting in stronger animals with more stamina in the later stages of long rides.

The Institute for the Desert Arabian Horse salutes you, Crockett, and we thank you for your lifetime dedication to the Arabian horse and the sport of Endurance!

The success of Serr Sotamm, Ahmed Fabo, and many other Babson and Babson Influence horses highlight the continuing allure of the Babson bloodlines for breeders. Henry Babson's 1932 importation of Egyptian horses, the Babson Farm's breeding programs within this closed herd and in conjunction with compatible outcrosses, and the legacy of Babson and Babson-related bloodlines as we enter the 21st century are the subject of a new hard cover book currently in preparation under the auspices of The Institute for the Desert Arabian Horse:

*The Babson Influence: A Retrospective
of 75 Years of Excellence*

Heading the writing/publication team are Diana Johnson, Brian Bennett, and Debra Schrishuhn. If you are interested in participating in this project, please contact Diana Johnson at BabsonBook@DesertArabian.org.

SERR SOTAMM IS 2005 REGION 9 USEF ARABIAN DRESSAGE CHAMPION

We thank Elizabeth Dawsari for this report:

Elaine M. Yerty's Serr Sotamm (Ibn Sabbah Bedu/+ x Almoraima Alegria) 1998 Straight Babson Egyptian Sheykh Obeyd Stallion has been named the Region 9 2005 US Equestrian Federation Arabian Dressage Horse Champion of the year!

Many congratulations are due Elaine and Kelli Lowery of Karousel Show Horses, Sotamm's trainer and rider, for successfully preparing and campaigning this lovely stallion despite being buffeted by Texas hurricanes, floods, and drought.

Sotamm is following in the storied hoofprints of his sire, Ibn Sabbah Bedu (Serabaar x Shar Sabbah) ... while his dam, Almoraima Alegria, celebrates her 2006 colt, Serr Kazmeen, by the Johnson's 2003 Region 7 US Equestrian Federation Arabian Dressage Horse of the Year Champion, Ahmed Fabo (Ahmed Fabah x Dahma Saafada).

Last, but certainly not least, many thanks are due Diana and Bruce Johnson for standing their wonderful stallions to outside mares such as my cherished Almoraima Alegria (Midbar Fa Rabdan x Fa Mahrouf).

Elaine Yerty of Springmeadow Ranch, Waller, Texas, adds that Sotamm is the sire of two foals due this year, one out of a Hanovarian mare and one out of a Straight Egyptian Arabian mare. We expect these foals will possess the beauty, brains, and skill to follow in Sotamm's hoofprints.



Serr Sotamm with Kelli Lowery up.

OK, You are on the Horse, What Now?

by Susan Mayo

You have successfully mounted and dismounted your horse and he is comfortable with that sequence, so now you are ready to actually go somewhere!

First I am going to describe the process as used with a horse who has not been trained at all, and then I will describe the normal process whereby a green rider might get a trained horse to move off.

First Steps

Your green baby has had you sitting there, but has not moved with you yet. Some babies feel very strange with this weight on their backs, and they plant their feet and refuse to move, presenting a bit of a problem. You don't want to do anything to alarm your young charge, so you enlist the aid of a trusted helper and some treats. Because you don't want to teach a horse something that is not needed, you are going to use the correct signal for moving off, even though the young horse does not have a clue what you are talking about. The rider will gently gather the reins so the horse can be supported, and then squeeze with both calves slightly behind the girth. Most first-timers will simply stand there. The assistant will then take the rein on the left side and ask the horse to lead while the rider repeats the signal. It may take several



Moving off straight.

tries, but as soon as the baby moves forward, let him halt, and give him a treat! He will be delighted with this new trick and it can be repeated several times. With a first-timer, I quit here and wait until the next day to go forward.

When you are moving your trained horse off, you gather your reins, make sure you have even connection on both reins without them being tight, or slack, and you indicate the direction you want the horse to go in by putting slightly more feel on the rein in that direction. You then ask with your legs, and your horse should move off nicely. It is good if the rider can maintain a very light, but connected, contact with the horse's mouth with an even feel on both sides of the mouth. The feel of the rein should be like you are stretching a thick rubber band and your horse should yield nicely to it by either slowing, turning, arching its neck, or backing depending on the amount of pressure and what your legs are doing.

The amount of pressure put on the horse's mouth indicates direction (at least at the beginner stages), so if you have an uneven pressure, your horse will go in the direction of the most pressure. When the horse is moving nicely, and you want to go straight, don't put any pressure on either rein; simply hold them with a light feel. Keep in mind that the reins control the front end, and your legs control the rear, with your seat being part of both kinds of control, so you need to pay attention to legs as well.

When you want to move left, take a slightly harder pressure on your left rein, step into your left stirrup lightly, and ask for forward movement with your right leg nudging behind the girth. For moving right, the signal is the opposite. Do realize that what I am saying here is for the beginner. Obviously there are more subtle ways to turn a horse as the horse and rider progress, but I am assuming that the reader is new at training or new at riding.

OK, You are on the Horse, What Now?

by Susan Mayo

continued



Moving off to the left.

First Exercises: Walk, Halt, Turn

The second day you mount and ask your baby horse to move off, you repeat the sequence for the first day, and you do a bit more walking. This time you (the rider) actually signal for the halt. Use your voice, your seat, your legs, and your reins to get a nice calm halt. When your horse is walking, gently close both hands on the reins, sit up straight, and also gently close both legs on the horse's side as you give the command, "Halt." I like the word "halt" because it is definite and has an authority to

it.



Ask your horse to halt squarely and reward his efforts.

There have been times when I have stopped a runaway with this command.

Be aware that turning with a rider on board is very hard for a young horse, so limit your walks and halts to straight lines, or very gentle curves. Repeat this as many days as necessary until the young horse is walking calmly from a light leg signal, and is able to halt when you gently close your hands on the reins.

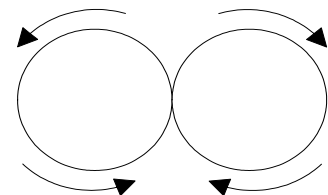
The same signals will stand for the trained horse, but obviously you do not have to limit yourself to walking in straight lines.

When a young horse is walking, halting, and turning nicely, I start using a series of exercises to help the horse perfect his newly learned skills. I use figure eights, serpentine, and mazes to help the horse learn the signals that I am teaching him and to help perfect his response to them.

Figures such as these are also excellent to help the green rider process the feelings of correct signaling and to help them practice and become perfect. Generally, I use the same progression on green horses and green riders.

The Figure Eight

With the figure eight, the rider gently guides the horse in a twenty meter circle at the walk making sure that the circle is round and that the horse walks in a forward manner.



When you come to the point where you want to connect the other half of the eight, you gently change directions and proceed in the other directions. Walk the figure eight once or twice until the horse is smooth and calm with it, and then halt at the center point between the two circles and reward the horse for his efforts.

OK, You are on the Horse, What Now?

by Susan Mayo

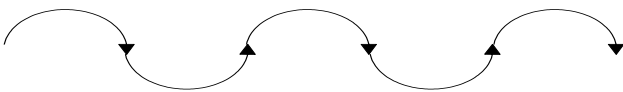
continued



Change reins at the center point of the figure eight.

The Serpentine and the Maze

The serpentine is a series of loops that are actually half circles. Each half circle should begin and end on a centerline and they should be uniform in size, shape, and the rate at which they are negotiated. Serpentine is more advanced than figure eights because they involve changing direction at the end of each half circle and can be quite confusing for a young horse. Always make sure your horse is ready for the exercise you are doing. If he gets nervous or edgy, back off and do something he is



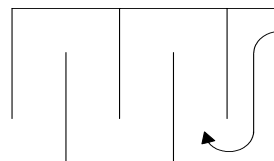
Walking through the maze.

already comfortable with and retry the new exercise another day.

The maze can be any kind of maze you can make up with odds and ends of board or jump poles. The point is to have the horse able to bend, proceed through, and listen to the rider in a tight figure. This is very difficult for babies and should not be tried until the figure eight and serpentine are mastered.

Through all of the exercises, it is important to routinely halt square and reward the horse for good efforts.

Both with young horses and green riders, I make sure everything is understood at the walk before proceeding to the trot.



Board of Directors/Officers:

Brian Bennett

3655 W. 31 Mile Road
Romeo, MI 48095
Phone: 586-752-2022
Email: bentmoor@juno.com

Anita Enander (Vice-Chair)

517 Panchita Way
Los Altos, CA 94022
Phone: 650-941-5407
Email: anita@atanda.com

Bruce Johnson (Secretary)

1915 S. Airport Road
Buckeye, AZ 85326
Phone: 623-386-6381
Email: bmjatwork@aol.com

M. Kent Mayfield (Chair)

5653 State Hwy 130
Dodgeville, WI 53533
Phone: 608-935-3540
Email: swind@mhtc.net

Susan Mayo

5493 Edwards Rd.
Denton, TX 76208
Phone: 940-566-0630
Email: susarinc@verizon.net

Jon Michael (Treasurer)

2888 Rush Branch Road
Bradfordsville, KY 40009
Phone: 270-337-2000
Email: jmichael@direcway.com

Debra Kay Schrishuhn

2415 East Nevada
Urbana, IL 61802-4542
Phone: 217-384-5763
Email: dschrishuhn@alaraarabians.com

INSTITUTE FOR THE DESERT ARABIAN HORSE

Donor Levels

Charter.....	\$1,000
Benefactor	\$500
Sustaining	\$100
Advocate	\$50
Basic	\$25

For those desiring a longer term commitment, we offer:

Lifetime Distinguished \$10,000 or more
Lifetime Distinguished,
1st Installment (X 4) \$2,500

Lifetime Patron \$5,000
Lifetime Patron,
1st Installment (X 5) \$1,000

Significant bequests from estates and wills are most sincerely welcomed and appreciated. Please contact the Institute for information.

How to Contact The Institute

E-mail:

office@desertarabian.org

Web site:

www.desertarabian.org

Mailing Address:

The Institute for the
Desert Arabian Horse
2410 Sam Browning Road
Lebanon, Kentucky 40033